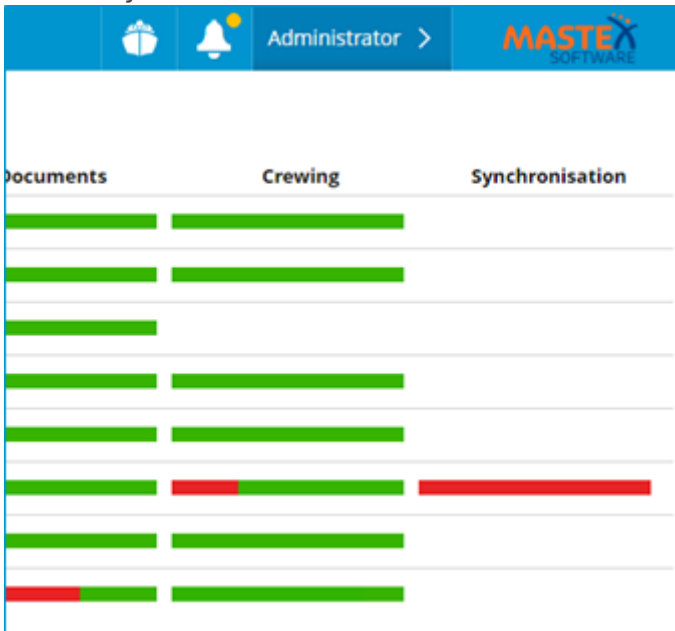
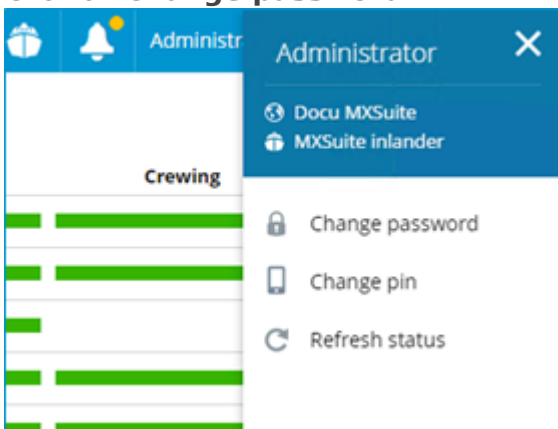


How do I change my MXSuite password?

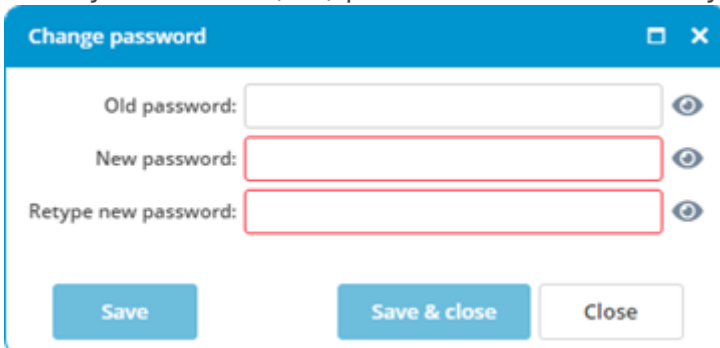
1. Click on your username.



2. Click on **Change password**.



3. Enter your current (old) password and then enter your new password twice.

A screenshot of the 'Change password' dialog box. The dialog has a blue header with the title 'Change password' and a close button (X). Below the header, there are three input fields: 'Old password:', 'New password:', and 'Retype new password:'. Each input field has a toggle icon (an eye) to the right of it. Below the input fields, there are three buttons: 'Save', 'Save & close', and 'Close'.

4. Click on **Save & close**.

Revision #1

Created 2024-11-08 08:24:11 UTC by Peter van Driel

Updated 2024-11-08 08:30:48 UTC by Peter van Driel