







How do I link extra suppliers to a part?

1. Right-click on a part and select **Edit...**
2. Go to the tab **Suppliers**
3. Click on **Select suppliers** and make a selection
4. Enter the part information for the selected supplier, such as price, unit, order number, Declaration of compliance, etc.

Part details associated with location Mastex Trader

General details **Supplier** Comments Category Documents Stock from other locations Crewing

Select suppliers Remove

	Supplier name	Price per unit	Currency	Unit	Delivery time	Order code	Preferred	Declaration of compliance
<input type="checkbox"/>	A & A Thorpe	425		pcs		AT-1423	<input type="checkbox"/>	 
<input type="checkbox"/>	A. Nobel en Zn	422		pcs		MX-84t28	<input type="checkbox"/>	 
<input type="checkbox"/>	ADT Fire & Secu...	427		pcs		RD214-215	<input type="checkbox"/>	 

Save Save & close Close

5. Click on **Save & close**.

Revision #1

Created 2024-11-08 15:05:58 UTC by Peter van Driel

Updated 2024-11-08 15:07:37 UTC by Peter van Driel